

MATHIOSstone®

only nature can copy us

mathios.com



INDUSTRIAL
DESIGN

INDUSTRIAL

DESIGN

Bricks

COLONIAL BRICK BROCHURE

2026

by mathios stone

Cool and moody are the name of the game when it comes to industrial design

Long linear pieces with soft, rounded edges compose the Colonial Brick Collection. The thickness of the bricks allow you to explore various grouting style. Try wide joint with a deep rake finish and highlight each brick individually or grout in the same level of the brick for smoother result.




Weather Conditions
 Applicable on Internal & External spaces
 Resistant to: Extreme temperatures from -30 to +50 degrees Celsius, Frost, UV, Different humidity levels, Water.

	Flat	Corner
	45 mm	40 mm
	245-260 mm	L.a 120-133 mm L.b 250-260 mm
	20-55 mm	25-35 mm
	33 kg*	33 kg*
	0,90 m ² *	19 ml*

*pro Carton




Amber 111379



Keramos 111227



Khaki 111377



Vintage Red 111228



Ash Gray 111229




Corners

Industrial Design



Colonial Brick Vintage Red



Colonial Brick Amber



Colonial Brick Ash Gray

Industrial interior design is with no doubt one of the most requested styles these days. In particular, rustic industrial decor is gaining a lot of popularity.



Colonial Brick Khaki



Colonial Brick Vintage Red

Colonial Brick

STRONG POINTS

Eco-responsibility

- Ingredients of natural origin
- Class A+ certification for the emission of Volatile Organic Compounds (VOCs)
- 100% recyclable products
- Packaging in boxes made from recycled paper

Installation flexibility

- Intended for interior as well as exterior architectural applications
- Can be placed on any type of surface: insulating facades, walls, plasterboard, concrete, wood, glass, tiles, prefabricated walls.
- Ready to use

An essential choice

- Certification EN ISO 9001 : 2015
- Profitable investment
- 30 year color guarantee
- Simplified installation procedure and easy fixing
- Repair and extension of the construction possible: identical parts available in the long term



Mathios Grout

Easy To Choose A Colour



Colonial Brick Keramos




laid with mortar color "Antique Beige"




laid with mortar color "Ash Gray"



laid with mortar color "Cameo Beige"



laid with mortar color "Coral Sand"



laid with mortar color "Off White"



laid with mortar color "Ash Gray"

Colonial Brick Amber



laid with mortar color "Brown Sugar"



laid with mortar color "Coral Sand"



laid with mortar color "Ash Gray"



laid with mortar color "Pastel Ivory"



laid with mortar color "Volcanic Gray"



laid with mortar color "Mocca Brown"

Colonial Brick Khaki




laid with mortar color "Ash Gray"



laid with mortar color "Pastel Ivory"




laid with mortar color "Colonial Ivory"



laid with mortar color "Volcanic Gray"



laid with mortar color "Olive Green"



laid with mortar color "Cameo Beige"


Colonial Brick Ash Gray



laid with mortar color "Antique Beige"




laid with mortar color "Pastel Ivory"




laid with mortar color "Colonial Ivory"



laid with mortar color "Volcanic Gray"



laid with mortar color "Ash Gray"



laid with mortar color "Olive Green"


Colonial Brick Vintage Red




laid with mortar color "Ash Gray"




laid with mortar color "Pastel Ivory"



laid with mortar color "Colonial Ivory"



laid with mortar color "Antique Beige"




laid with mortar color "Terracotta"



laid with mortar color "Mocca Brown"



Colonial Brick Vintage Red




Colonial Brick Keramos


Mathios Grout Collection



Off White



Antique Beige



Coral Sand



Cameo Beige



Colonial Ivory



Pastel Ivory



Brown Sugar



Mocca Brown



Olive Green



Ash Gray



Volcanic Gray



Dramatic Black



Colonial Brick Keramos
laid with mortar
color "Mocca Brown"

Colonial Brick Keramos
laid with mortar
color "Ash Gray"



Colonial Brick Ash Gray
laid with mortar
color "Off White"



Bricks

COLONIAL BRICK

