



Unleash your
creativity

MATHIOstone®

only nature can copy us

mathios.com

Recast your stone

MATHIOS®

Grout



Create your own stonework with Mathios Grout, the ideal choice for Natural & Architectural Stone. Produced by high quality cement, new generation aggregates and reinforcing additives, Mathios Grout provides high mechanical strength and excellent workability. It is fully waterproof and easy to clean. It offers possibility of filling joints from 10mm to 50mm and is suitable for application to both internal and external surfaces. It is available in 13 color shades, indelible in time and in two grain sizes. Combine them with the grout style you wish and see how you can recast your stone.


Mathios Grout Collection




Off White



Antique Beige



Coral Sand




Cameo Beige




Colonial Ivory




Pastel Ivory



Brown Sugar




Mocca Brown



Ash Gray




Volcanic Gray



Olive Green




Terracotta




Dramatic Black

Granulation



0-2 mm



0-5 mm

Picking your grout technique according to what you're trying to achieve is as important as selecting the stone.

Standard grouting style

The most common technique is to lay each stone one finger width apart from each other and grout between each stone. The grout is deeper than the face of the stone and exposes the stone edges. If the grout color pairs with the hues of the stone, this makes mostly the stone stand out. For contrasting design result pick up a bold color grout opposite of the stone color.

Picking your grout technique according to what you're trying to achieve is as important as selecting the stone.



Overgrout style

The mortar overfills the joints and overlaps the face of the stone. A very popular technique to achieve a rustic and authentic old-world look. It gives such a realistic result to the construction that it's hard to believe it's not centuries ago built. Ideal for irregular shaped stones and brickslips. It would also fit nice in an industrial design loft.



Flat with the stone face grout style

The grout level is almost flat with the face of the stone. Similar to the standard grouting style but with more active role on the final design. Try to use different color grout and see how your stonework transforms. For a discreet and always in style look match the grout color with the dominant color shadings of the architectural stone. On the contrary, if you love impactful effect, select grout color opposite of the stone color. With light stone, use dark grout, and with dark stone use light grout.





Easy to use

Simply add water and stir slowly with stirring until homogenous mixture. Each bucket contains the exact amount of material for each color, so no bother for weighing and calculating. Its two hours workability and its rapid setting time facilitate the project delivery time.



Various applications

Due to its components, Mathios Grout offers possibility of filling joints from 10mm to 50mm and can be applied on both internal and external areas. It is suitable for both wall and floor applications.

Its waterproof properties make it ideal for use in swimming pools, hydrotherapy and spa baths, bathrooms & showers.

